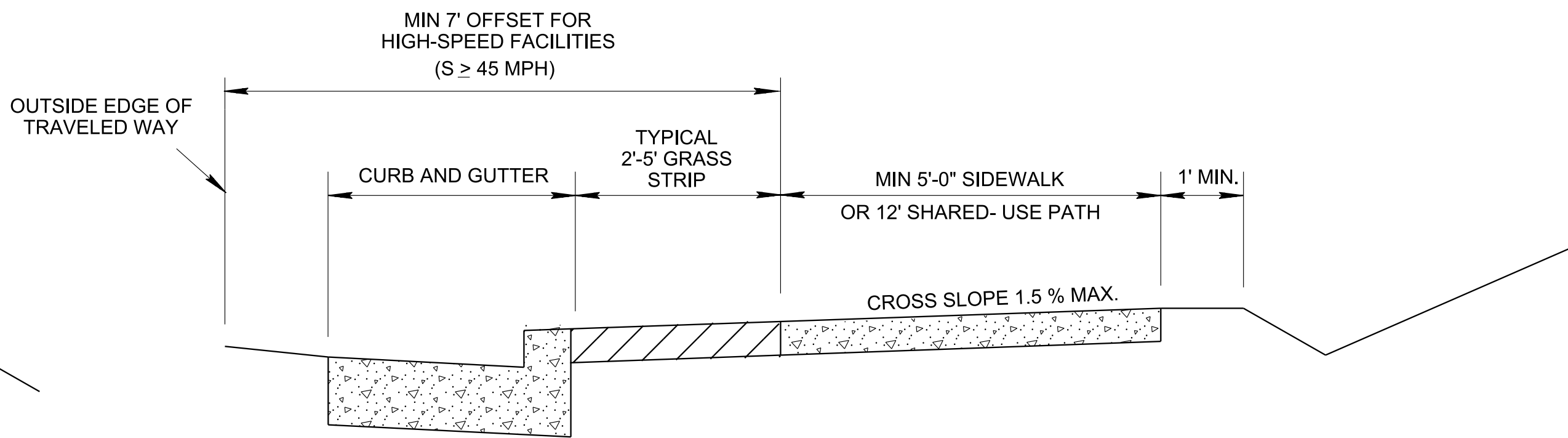
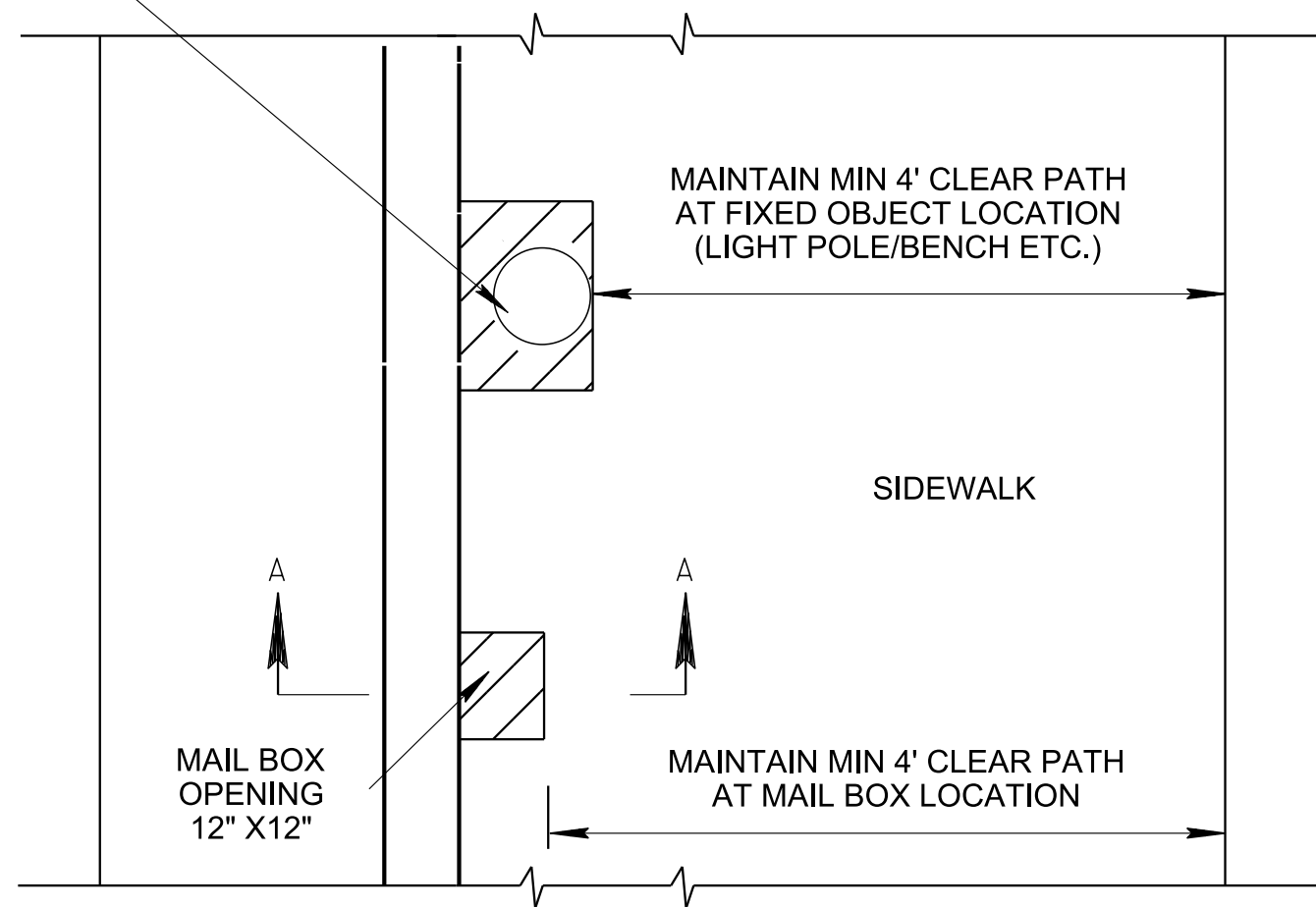


TYPICAL SIDEWALK CROSS SECTION

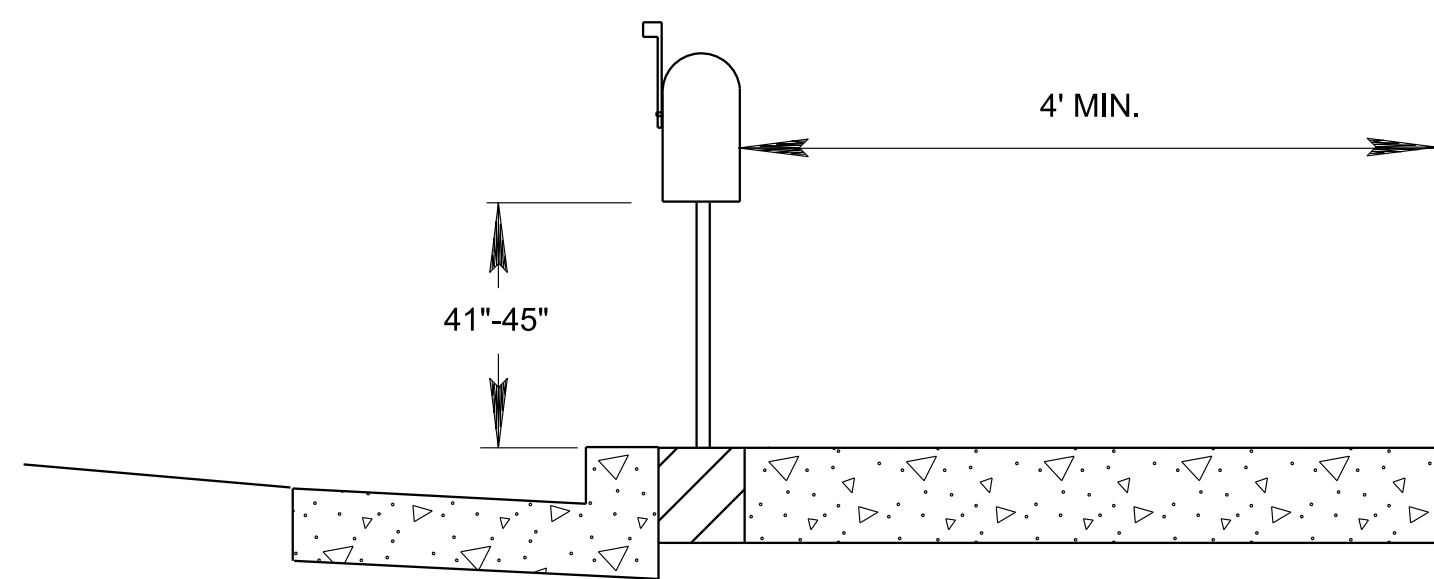


TYPICAL SIDEWALK CROSS SECTION WITH GRASS STRIP

LEAVE SQUARE OPENING IN SIDEWALK. THE LENGTH OF THE SIDE OF THE SQUARE OPENING SHOULD BE EQUAL TO THE DIAMETER OF THE FIXED OBJECT PLUS SIXTEEN INCHES, IT WILL BE BORDERED BY HALF INCH EXPANSION JOINT.

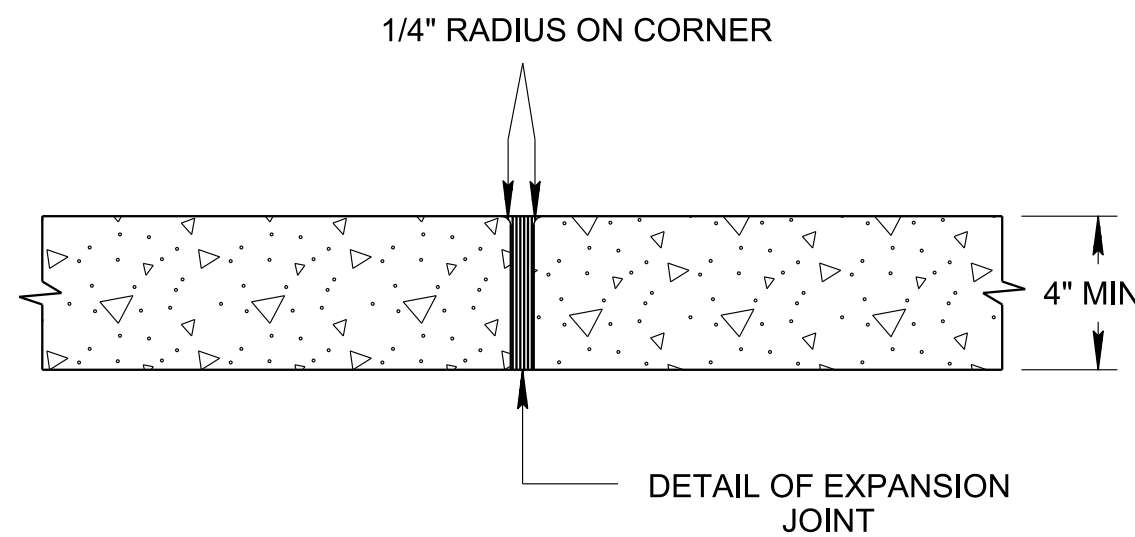


SIDEWALK CONSTRUCTION DETAILS PLAN VIEW



SECTION A-A MAIL BOX DETAIL

LEAVE 12"X12" OPENING IN SIDEWALK FOR MAIL BOX POST. ORIENT BOXES TO FACE THE DIRECTION OF ONCOMING TRAFFIC. EDGE OF MAIL BOX SHALL NOT OVERHANG BEYOND THE FACE OF THE CURB. NOR SHALL THE MAIL BOX OVERHANG THE SIDEWALK SUCH THAT THE USABLE WIDTH IS LESS THAN 4 FEET.



EXPANSION JOINT DETAIL

REFERENCED STANDARD DRAWINGS

- SEE T-M-4 FOR CROSS WALK MARKING
- SEE RP-H-SERIES FOR CURB RAMP DETAILS
- SEE S-BPR-1 FOR PEDESTRIAN RAIL REQUIREMENTS
- SEE RP-S-9 FOR ALTERNATNE PEDESTRIAN FACILITY DETAILS FOR REHABILITATION PROJECTS
- SEE RP-MC-1 OR 2 FOR CURB AND GUTTER DETAILS
- SEE RP-NMC-10 OR 11 FOR NON-MOUNTABLE CURB AND GUTTER DETAILS
- SEE T-M-10, 11, 12, 13, 14, FOR BIKE LANE/ROUTE PAVEMENT MARKINGS
- SEE RD01-TS-8 FOR SHARED USE PATH DETAILS
- SEE S-PL-6 FOR GUARDRAIL PLACEMENT

GENERAL NOTES

- (A) ALWAYS PLACE SIDEWALK AS FAR AS AWAY FROM THE TRAVELLED WAY WHEN POSSIBLE FOR SPECIFICATIONS SEE "STANDARD SPECIFICATIONS FOR ROAD AND BRIDGE CONSTRUCTION" OF THE TENNESSEE DEPARTMENT OF TRANSPORTATION.
- (B) WHERE IT BECOMES NECESSARY TO REMOVE PARTS OF EXISTING CONCRETE SIDEWALKS OR RAMPS, THE RESULTING EDGES SHALL BE CUT TO A NEAT LINE, AND ANY OFFSETS IN SUCH LINES SHALL BE MADE OFFSETS IN SUCH LINES SHALL BE MADE AT RIGHT ANGLES.
- (C) SIDEWALK WIDTHS DO NOT INCLUDE THE SIX INCH CURB WIDTH OF PROPOSED TOP OF CURB.
- (D) DESIREABLE SIDEWALK CROSS SLOPE IS 1.5 %, ABSOLUTE MAXIMUM IS 2.0 %.

CONSTRUCTION NOTES

- (E) EXPANSION JOINTS ARE TO BE PLACED 25 TO 30 FEET APART DEPENDING ON TRANSVERSE JOINT MARKINGS AND NEED TO MATCH CURB EXPANSION JOINT WHERE SIDEWALK IS BUILT DIRECTLY AGAINST CURB, OR AS DIRECTED BY THE ENGINEER WHERE THE PROPOSED SIDEWALK IS IN CONTACT WITH THE STREET RETURNS, ON BUILDING LINES PRODUCED AT STREET INTERSECTIONS, WHERE WALKS LEAD TO HOUSE OR OTHER ENTRANCES AND ANY OTHER LOCATIONS WHERE STRESSES MAY DEVELOP, THE COST OF ALL EXPANSION JOINTS IS TO BE INCLUDED IN THE UNIT PRICE BID FOR THE PROPOSED SIDEWALK
- (F) CONCRETE JOINT MATERIAL TO BE FLUSH WITH THE SIDEWALK SURFACE, HALF INCH AND/OR ONE INCH PREMOLDED FIBER IN ACCORDANCE WITH SECTION 905 OF THE STANDARD SPECIFICATIONS
- (G) ONE INCH EXPANSION JOINTS ARE TO BE PLACED WHERE THE PROPOSED SIDEWALK IN CONTACT WITH CIRCULAR CURBS, BUILDINGS AND/OR RETAINING WALLS.
- (H) HALF INCH EXPANSION JOINTS ARE TO BE USED AT ALL OTHER LOCATIONS
- (I) LONGITUDINAL JOINT MARKINGS WILL NOT BE REQUIRED ON SIDEWALKS 5 FEET LESS IN WIDTH.
- (J) ONE LONGITUDINAL JOINT MARKING WILL BE REQUIRED ON SIDEWALKS OVER 5 FEET BUT LESS THAN 9 FEET IN WIDTH.
- (K) TWO LONGITUDINAL JOINT MARKINGS WILL BE REQUIRED ON SIDEWALKS OVER 9 FEET BUT LESS THAN 12 FEET IN WIDTH.
- (L) TRANSVERSE JOINT MARKINGS ARE TO BE MADE TO FORM BLOCKS AS NEARLY TO SQUARE AS PRACTICAL.

MINOR REVISION -- FHWA APPROVAL NOT REQUIRED.

STATE OF TENNESSEE DEPARTMENT OF TRANSPORTATION

DETAILS FOR CONCRETE SIDEWALKS

- REV. 7-1-72: CHANGED DEPARTMENT NAME.
- REV. 1-1-76: CHANGED DWG. NO. FROM P-S-7a(68) TO RP-S-7.
- REV. 5-14-87: ADDED EXPANSION JOINTS BETWEEN CURB AND SIDEWALK.
- REV. 4-15-91: REDREW, RENAMED AND REORGANIZED SHEET. MOVED INFORMATION REGARDING CONCRETE STEPS TO DWG. NO. RP-S-8.
- REV. 7-29-96: CHANGED GENERAL NOTE (C)
- REV. 5-7-13: ADDED MAIL BOX DETAIL.
- REV. 6-4-13: REVISED NOTES (C) AND (G) AND ADDED NOTE (L)
- REV. 11-25-13: REVISED NOTE (2)
- REV. 2-5-16: REDRAWN, REVISED NOTES.
- REV. 7-5-17: MODIFIED TYPICAL CROSS SECTION.